

MACKENZIE REGIONAL WASTE MANAGEMENT COMMISSION

AGENDA

NOVEMBER 29, 2008

Page

1. CALL TO ORDER

1.1 Election of Chairman and Vice Chairman

4-5

1.2 Per diems Review

2. ADDITIONS TO OR DELETIONS FROM THE AGENDA

3. ADOPTION OF AGENDA

4. DELEGATIONS

6-9

4.1 Rod / High Level Native Friendship Centre

4.2 Rob Griffin / The Groundworx Co.

| | |
|-------|---|
| Page | |
| | 5. REPORTS |
| 10-16 | 5.1 Manager's Report for October 2008 |
| 17-22 | 5.2 Financial Reports as at October 31, 2008 |
| | 6. ADOPTION OF MINUTES |
| 23-28 | 6.1 Minutes of October 25, 2008 Meeting |
| | 7. BUSINESS ARISING FROM THE MINUTES |
| 29-30 | 7.1 Waste Study |
| | 8. NEW BUSINESS |
| 31 | 8.1 Rod / High Level Native Friendship Centre |
| | 8.2 Rob Griffin / The Groundworx Co. |
| | 9. CORRESPONDENCE |
| 32 | 9.1 963 Engine - Oil Analysis |
| | 10. NOTICE OF MOTION |
| | 11. NEXT MEETING |
| | 11.1 January 31, 2009 |
| | 12. IN-CAMERA ITEMS |

Page

12. IN-CAMERA ITEMS
12.1 Financial Services 2007

33

12.2 Auditor

13. ADJOURNMENT

MACKENZIE REGIONAL WASTE MANAGEMENT COMMISSION

POLICY

| | |
|---------------------------------------|----------------------------------|
| | Policy No.: 41-05 |
| Facility: Mackenzie Regional Landfill | Effective Date: October 22, 2005 |
| Policy Title: Per Diem Rates | Page: 1 of 2 |

PURPOSE:

To ensure that members of the Board are compensated for their time spent in attendance at meetings, conferences or any other function in the discharging of their duties as Commission Board members.

BACKGROUND:

All time spent on Commission business has previously been governed by the policies of the Managing municipality, and paid for by each board member's municipality.

POLICY:

1. Commission Board members, if attending approved meetings only, shall receive per diem fees according to a schedule approved by the Board as amended from time to time.
2. Travel time is to be included in the per diem, the time being calculated from the normal place of residence to and from the meeting place.
- Amended February 25, 2006**
3. The per diem fees shall be paid according to the attached Schedule "A".
4. A T4 will be issued to all directors that have received per diems during the year.
5. The per diem rates may be reviewed annually to be effective at the commencement of any calendar year.

RESPONSIBILITIES:

6. The Commission shall approve the scheduling of all Board meetings, and the attendance of Board members at conferences and other meetings.
7. The per diem fees shall be paid by the Commission to the Board members, and not by their respective municipality or organization.
8. The per diem fees shall be paid on a monthly basis according to their attendance at board meetings, and by directors submitting a time sheet listing all other meetings, conferences and training attended.
9. The Commission Board shall be responsible for the review and update of this policy.

EFFECTIVE DATE:

10. This Policy shall be in force as of January 1, 2006.

| | DATE | RESOLUTION NO |
|---------|-------------------|---------------|
| Adopted | October 22, 2005 | 69-05 |
| Amended | February 25, 2006 | 37-06 |

PER DIEM RATES POLICY**SCHEDULE "A"**

| <u>MEETING DURATION</u> | <u>DESCRIPTION</u> | <u>PER DIEM RATE</u> |
|-------------------------|-----------------------------|----------------------|
| Half Day | Less than Four (4) Hours | \$175.00 |
| Full Day | Greater than Four (4) hours | \$300.00 |

| | DATE | RESOLUTION NO |
|---------|-------------------|---------------|
| Adopted | October 22, 2005 | 69-05 |
| Amended | February 25, 2006 | 37-06 |

Nov 19,08
10:40:36

MACKENZIE REGIONAL LANDFILL - SE1-110-20-W5M
Customer = HLNFC5
Charges to Customers for Shipments Received
From Date Nov 01,08 to Nov 19,08

Page

| Ticket | Load | Srcce | Netwgt | NetTon | Total | Total w/tax |
|--------|------|-------|--------|--------|--------|----------------|
| 15890 | 8 | HLCO | 480 | 0.48 | 23.64 | 24.82 |
| 15892 | 10 | HLCO | 810 | 0.81 | 39.89 | 41.88 |
| 15894 | 12 | HLCO | 740 | 0.74 | 36.45 | 38.27 |
| 15896 | 14 | HLCO | 790 | 0.79 | 38.91 | 40.86 |
| 15900 | 18 | HLCO | 2450 | 2.45 | 120.66 | 126.69 |
| 15901 | 19 | HLCO | 470 | 0.47 | 23.15 | 24.31 |
| 15902 | 20 | HLCO | 1570 | 1.57 | 77.32 | 81.19 |
| 15903 | 21 | HLCO | 1400 | 1.40 | 68.95 | 72.40 |
| 15906 | 24 | HLCO | 670 | 0.67 | 33.00 | 34.65 |
| 15909 | 27 | HLCO | 1570 | 1.57 | 77.32 | 81.19 |
| 15910 | 28 | HLCO | 1630 | 1.63 | 80.28 | 84.29 |
| 15911 | 29 | HLCO | 1550 | 1.55 | 76.34 | 80.16 |
| 15912 | 30 | HLCO | 2040 | 2.04 | 100.47 | 105.49 |
| 15916 | 34 | HLCO | 530 | 0.53 | 26.10 | 27.41 |
| 15917 | 35 | HLCO | 1470 | 1.47 | 72.40 | 76.02 |
| 15919 | 37 | HLCO | 620 | 0.62 | 30.54 | 32.07 |
| 15920 | 38 | HLCO | 1470 | 1.47 | 72.40 | 76.02 |
| 15921 | 39 | HLCO | 2240 | 2.24 | 110.32 | 115.84 |
| 15922 | 40 | HLCO | 1680 | 1.68 | 82.74 | 86.88 |
| 15923 | 41 | HLCO | 580 | 0.58 | 28.57 | 30.00 |
| 15924 | 42 | HLCO | 1970 | 1.97 | 97.02 | 101.87 |
| 15929 | 47 | HLCO | 1780 | 1.78 | 87.67 | 92.05 |
| 15932 | 50 | HLCO | 690 | 0.69 | 33.98 | 35.68 |
| 15935 | 53 | HLCO | 1860 | 1.86 | 91.61 | 96.19 |
| 15936 | 54 | HLCO | 2060 | 2.06 | 101.46 | 106.53 |
| 15938 | 56 | HLCO | 740 | 0.74 | 36.45 | 38.27 |
| 15939 | 57 | HLCO | 2230 | 2.23 | 109.83 | 115.32 |
| 15940 | 58 | HLCO | 1810 | 1.81 | 89.14 | 93.60 |
| 15941 | 59 | HLCO | 2050 | 2.05 | 100.96 | 106.01 |
| 15942 | 60 | HLCO | 1800 | 1.80 | 88.65 | 93.08 |
| 15947 | 65 | HLCO | 1490 | 1.49 | 73.38 | 77.05 |
| 15950 | 68 | HLCO | 690 | 0.69 | 33.98 | 35.68 |
| 15954 | 72 | HLCO | 1800 | 1.80 | 88.65 | 93.08 |
| 15955 | 73 | HLCO | 590 | 0.59 | 29.06 | 30.51 |
| 15956 | 74 | HLCO | 1800 | 1.80 | 88.65 | 93.08 |
| 15957 | 75 | HLCO | 2380 | 2.38 | 117.22 | 123.08 |
| 15958 | 76 | HLCO | 1900 | 1.90 | 93.58 | 98.26 |
| 15960 | 78 | HLCO | 610 | 0.61 | 30.04 | 31.54 |

Nov 19,08
10:40:37

MACKENZIE REGIONAL LANDFILL - SE1-110-20-W5M
Customer = HLNFCs
Charges to Customers for Shipments Received
From Date Nov 01,08 to Nov 19,08

Page

| Ticket | Load | Srcce | NetWgt | NetTon | Total | Total w/tax |
|--------|------|-------|--------|--------|--------|----------------|
| 15961 | 79 | HLCO | 1730 | 1.73 | 85.20 | 89.46 |
| 15963 | 81 | HLCO | 2360 | 2.36 | 116.23 | 122.04 |
| 15964 | 82 | HLCO | 970 | 0.97 | 47.77 | 50.16 |
| 15967 | 3 | HLCO | 690 | 0.69 | 33.98 | 35.68 |
| 15970 | 6 | HLCO | 2220 | 2.22 | 109.34 | 114.81 |
| 15971 | 7 | HLCO | 450 | 0.45 | 22.16 | 23.27 |
| 15973 | 9 | HLCO | 3260 | 3.26 | 160.56 | 168.59 |
| 15976 | 12 | HLCO | 2430 | 2.43 | 119.68 | 125.66 |
| 15977 | 13 | HLCO | 2950 | 2.95 | 145.29 | 152.55 |
| 15978 | 14 | HLCO | 1190 | 1.19 | 58.61 | 61.54 |
| 15979 | 15 | HLCO | 700 | 0.70 | 34.48 | 36.20 |
| 15980 | 16 | HLCO | 890 | 0.89 | 43.83 | 46.02 |
| 15981 | 17 | HLCO | 2910 | 2.91 | 143.32 | 150.49 |
| 15982 | 18 | HLCO | 1610 | 1.61 | 79.29 | 83.25 |
| 15983 | 19 | HLCO | 2860 | 2.86 | 140.86 | 147.90 |
| 15984 | 20 | HLCO | 2030 | 2.03 | 99.98 | 104.98 |
| 15986 | 22 | HLCO | 710 | 0.71 | 34.97 | 36.72 |
| 15987 | 23 | HLCO | 1220 | 1.22 | 60.09 | 63.09 |
| 15988 | 24 | HLCO | 870 | 0.87 | 42.85 | 44.99 |
| 15989 | 25 | HLCO | 2110 | 2.11 | 103.92 | 109.12 |
| 15990 | 26 | HLCO | 1950 | 1.95 | 96.04 | 100.84 |
| 15991 | 27 | HLCO | 2830 | 2.83 | 139.38 | 146.35 |
| 15992 | 28 | HLCO | 1850 | 1.85 | 91.11 | 95.67 |
| 15993 | 29 | HLCO | 1360 | 1.36 | 66.98 | 70.33 |
| 15995 | 31 | HLCO | 1980 | 1.98 | 97.52 | 102.40 |
| 15996 | 32 | HLCO | 1030 | 1.03 | 50.73 | 53.27 |
| 15997 | 33 | HLCO | 820 | 0.82 | 40.39 | 42.41 |
| 15998 | 34 | HLCO | 1010 | 1.01 | 49.74 | 52.23 |
| 15999 | 35 | HLCO | 1280 | 1.28 | 63.04 | 66.19 |
| 16000 | 36 | HLCO | 2460 | 2.46 | 121.16 | 127.22 |
| 16001 | 37 | HLCO | 2960 | 2.96 | 145.78 | 153.07 |
| 16002 | 38 | HLCO | 3010 | 3.01 | 148.24 | 155.65 |
| 16003 | 39 | HLCO | 2040 | 2.04 | 100.47 | 105.49 |
| 16006 | 42 | HLCO | 2250 | 2.25 | 110.81 | 116.35 |
| 16007 | 43 | HLCO | 1050 | 1.05 | 51.71 | 54.30 |
| 16008 | 44 | HLCO | 1440 | 1.44 | 70.92 | 74.47 |
| 16009 | 45 | HLCO | 2420 | 2.42 | 119.19 | 125.15 |
| 16010 | 46 | HLCO | 2750 | 2.75 | 135.44 | 142.21 |

Nov 19,08
10:40:37

MACKENZIE REGIONAL LANDFILL - SE1-110-20-W5M
Customer = HLNFCs
Charges to Customers for Shipments Received
From Date Nov 01,08 to Nov 19,08

Page

| Ticket | Load | Srcce | Netwgt | NetTon | Total | Total w/tax |
|--------|------|-------|--------|--------|--------|----------------|
| 16011 | 47 | HLCO | 880 | 0.88 | 43.34 | 45.51 |
| 16012 | 48 | HLCO | 2090 | 2.09 | 102.93 | 108.08 |
| 16013 | 49 | HLCO | 2300 | 2.30 | 113.28 | 118.94 |
| 16014 | 50 | HLCO | 610 | 0.61 | 30.04 | 31.54 |
| 16015 | 51 | HLCO | 3080 | 3.08 | 151.69 | 159.27 |
| 16018 | 54 | HLCO | 500 | 0.50 | 24.63 | 25.86 |
| 16019 | 55 | HLCO | 670 | 0.67 | 33.00 | 34.65 |
| 16021 | 57 | HLCO | 970 | 0.97 | 47.77 | 50.16 |
| 16022 | 58 | HLCO | 800 | 0.80 | 39.40 | 41.37 |
| 16024 | 60 | HLCO | 2690 | 2.69 | 132.48 | 139.10 |
| 16025 | 61 | HLCO | 2730 | 2.73 | 134.45 | 141.17 |
| 16026 | 62 | HLCO | 1540 | 1.54 | 75.85 | 79.64 |
| 16027 | 63 | HLCO | 1910 | 1.91 | 94.07 | 98.77 |
| 16028 | 64 | HLCO | 2210 | 2.21 | 108.84 | 114.28 |
| 16030 | 66 | HLCO | 830 | 0.83 | 40.88 | 42.92 |
| 16031 | 67 | HLCO | 1590 | 1.59 | 78.31 | 82.23 |
| 16033 | 69 | HLCO | 1770 | 1.77 | 87.17 | 91.53 |
| 16034 | 70 | HLCO | 3410 | 3.41 | 167.94 | 176.34 |
| 16053 | 2 | HLCO | 870 | 0.87 | 42.85 | 44.99 |
| 16054 | 3 | HLCO | 1160 | 1.16 | 57.13 | 59.99 |
| 16055 | 4 | HLCO | 820 | 0.82 | 40.39 | 42.41 |
| 16056 | 5 | HLCO | 1100 | 1.10 | 54.18 | 56.89 |
| 16058 | 7 | HLCO | 1000 | 1.00 | 49.25 | 51.71 |
| 16059 | 8 | HLCO | 1140 | 1.14 | 56.15 | 58.96 |
| 16061 | 10 | HLCO | 800 | 0.80 | 39.40 | 41.37 |
| 16062 | 11 | HLCO | 980 | 0.98 | 48.27 | 50.68 |
| 16063 | 12 | HLCO | 1020 | 1.02 | 50.24 | 52.75 |
| 16064 | 13 | HLCO | 1280 | 1.28 | 63.04 | 66.19 |
| 16066 | 15 | HLCO | 1180 | 1.18 | 58.12 | 61.03 |
| 16068 | 17 | HLCO | 1400 | 1.40 | 68.95 | 72.40 |
| 16069 | 18 | HLCO | 1670 | 1.67 | 82.25 | 86.36 |
| 16071 | 20 | HLCO | 1480 | 1.48 | 72.89 | 76.53 |
| 16072 | 21 | HLCO | 1440 | 1.44 | 70.92 | 74.47 |
| 16073 | 22 | HLCO | 1830 | 1.83 | 90.13 | 94.64 |
| 16074 | 23 | HLCO | 1130 | 1.13 | 55.65 | 58.43 |
| 16075 | 24 | HLCO | 1920 | 1.92 | 94.56 | 99.29 |
| 16076 | 25 | HLCO | 1630 | 1.63 | 80.28 | 84.29 |
| 16077 | 26 | HLCO | 1980 | 1.98 | 97.52 | 102.40 |

Nov 19,08
10:40:37

MACKENZIE REGIONAL LANDFILL - SE1-110-20-W5M
Customer = HLNFC
Charges to Customers for Shipments Received
From Date Nov 01,08 to Nov 19,08

Page

| Ticket | Load | Src | Netwgt | NetTon | Total | Total w/tax |
|--------|------|------|--------|--------|---------|----------------|
| 16078 | 27 | HLCO | 690 | 0.69 | 33.98 | 35.68 |
| 16082 | 31 | HLCO | 1320 | 1.32 | 65.01 | 68.26 |
| TOTAL: | | | 180080 | 180.08 | 8869.07 | 9312.52 |

MACKENZIE REGIONAL WASTE MANAGEMENT COMMISSION
REQUEST FOR DECISION

Issue:
Monthly Operating Reports for October 2008

Recommendation:
Reviewed by Manager and accept for information.

Comments:

Date: November 29, 2008
Submitted By: Pat Sliworsky, Manager
Reviewed By:

***Mackenzie Regional Waste Management Commission
Class IIB Landfill***

Monthly Operations Report and Summary

Month of October 2008

Reporting To:

Alberta Environmental and Protection

Attention: Mr. George Neurohr

10320 - 99th Street
Grande Prairie, Alberta
T8V 6J4

Phone: 780-538-5351

Mackenzie Regional Waste Management Commission
Monthly Operations Summary
Month of October 2008

1: Supervision and Operating Personnel

| | | |
|---|------------------------|--------------|
| <u>Landfill Manager</u> | <u>Pat Sliworsky</u> | <u>MRWMC</u> |
| <u>Scale Operations</u> | <u>Erica Deveaux</u> | <u>MRWMC</u> |
| <u>Landfill Operator</u> | <u>Neville Pomeroy</u> | <u>MRWMC</u> |
| <u>Equipment Operator</u> | <u>Hamid Achour</u> | <u>MRWMC</u> |
| <u>Administrative/Financial Assistant</u> | <u>Kathy Bancarz</u> | <u>MRWMC</u> |

2: Load Inspections Inspections are conducted on a random basis throughout the month

3: Daily Activities Please find attached the Summary of Daily Activities and Information
Daily journal filed at the landfill office;
Scale cleaning
Sorting and hauling recycled metals and white goods

4: Operational Problems
Ravens
Customers placing waste at incorrect locations
Customers not covering & securing loads

5: Public Complaints

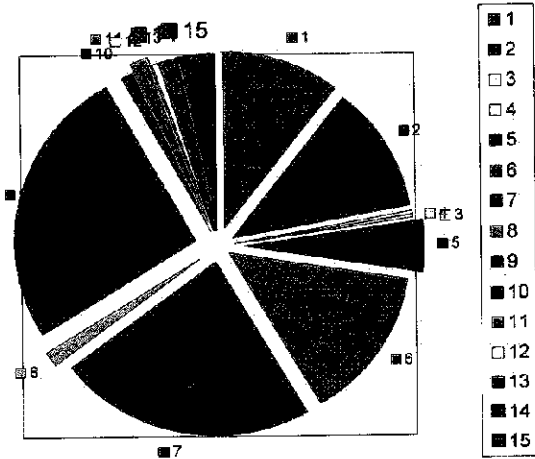
6: Special Activities Litter fences moved to appropriate locations
White goods being hauled off of the site
Metal being sorted and hauled off of the site

Mackenzie Regional Waste Management Commission
Montly Reporting Summary
Month of October 2008

| Monitoring Parameters | Frequency | Method | Sampling Location | Reporting Method | Attachment of Action |
|---------------------------------|-------------------------------|---------------------------------|--|-----------------------|---------------------------------|
| Weight & type of waste received | Daily, per load | Landfill Weigh Scale | Landfill Entrance | Scale Record per load | Attached Waste Received Report |
| Weight & type of waste removed | Daily, per load | Landfill Weigh Scale | Landfill Entrance | Scale Record per load | Attachment #2 Load Summary |
| Hazardous waste detection | Daily, per load | Observation and load inspection | Landfill & Entrance and disposal storage sites | Operating Record | None observed this reporting |
| Location of waste deposited | Daily | Per survey record | Active portion of cell | Operating Record | cell #3A |
| Cover Thickness | Daily | Observation | Active portion of cell | Operating Record | None, using dirt as daily cover |
| Working Face Width | Daily | Observation | Active portion of cell | Operating Record | 75ft working face, monitored |
| Leachate level monitoring | Per operation plan | Measurement | Leachate storage pond or cell | Operating Record | Annual reporting |
| Leachate analysis | Per operation plan | Grab Sample | Leachate storage pond or cell | Operating Record | none |
| Volume of leachate removed | As removed | Measurement | Leachate storage pond or cell | Operating Record | none |
| Surface Monitoring | Surface water monitoring plan | Observation | Active portion of cell | Operating Record | Daily |
| Intermediate cover | When cover applied | Observation | Completion of cell | Operating Record | none |
| Final cover | Cell Closure | Survey cores and test pits | Completion of cell | Survey Record | none |
| Groundwater monitoring | Per GWP as amended | Measurement and grab sample | Groundwater monitoring wells | Operating Record | Annual reporting |

Mackenzie Regional Landfill

**Waste Received
October 2008**

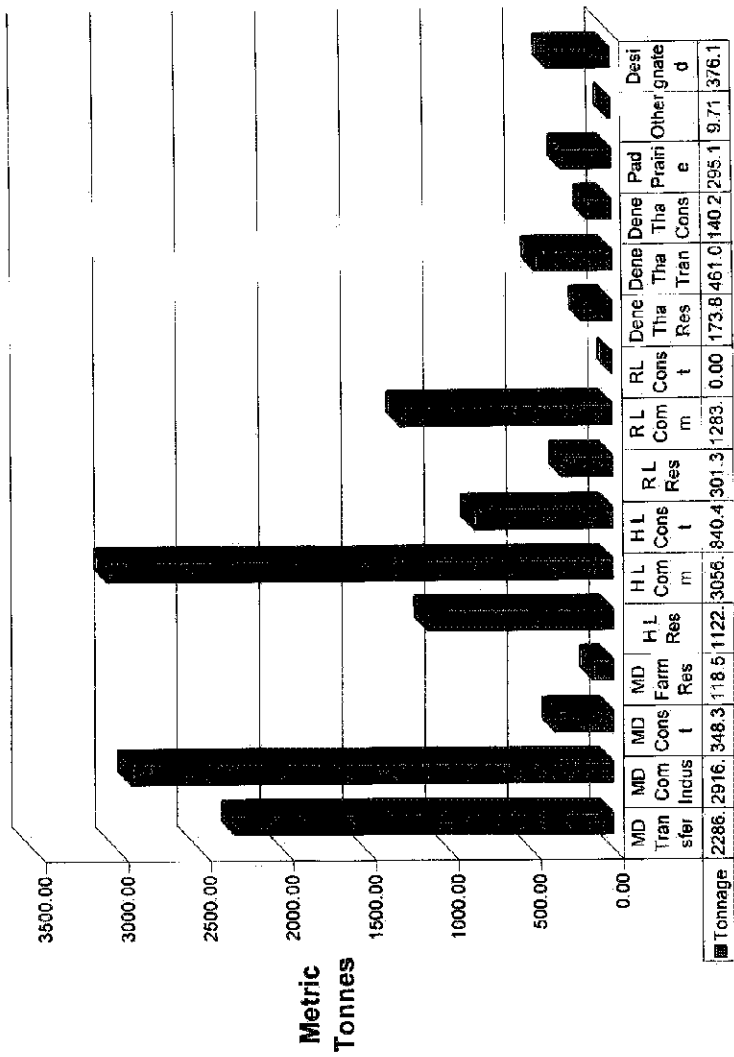


| Waste Volume Legend | Metric Tonne | % of Total | Legend |
|----------------------------------|---------------------|-------------------|---------------|
| MD #23 Transfer Stations | 251.87 | 11% | 1 |
| MD #23 Commercial - Industrial | 273.85 | 12% | 2 |
| MD #23 Construction - Demolition | 1.73 | 0% | 3 |
| MD #23 Farm Residential | 9.55 | 0% | 4 |
| H L Residential | 108.97 | 5% | 5 |
| H L Commercial-Industrial | 336.10 | 14% | 6 |
| H L Construction-Demolition | 543.17 | 23% | 7 |
| R L Residential | 34.26 | 1% | 8 |
| R L Commercial-Industrial | 606.03 | 26% | 9 |
| Dene Tha Residential | 24.39 | 1% | 10 |
| Dene Tha Transfer | 43.15 | 2% | 11 |
| Dene Tha Const./Demo. | 14.30 | 1% | 12 |
| Paddle Transfer | 32.47 | 1% | 13 |
| Non-Members | 0.00 | 0% | 14 |
| Products to Designated Areas | 76.86 | 3% | 15 |
| Total | 2356.70 | 100% | |

Items not included in chart

| | |
|------------------------|--------|
| Soil with Hydrocarbons | 46.88 |
| DIRT | 939.44 |

Landfill Accumulated Tonnage to October 31, 2008



Source of Waste

**Mackenzie Regional Waste Management Commission
Summary of Waste Received in 2008 - Sorted by Area - per Metric Tonne**

| | January | February | March | April | May | June | July | August | September | October | November | December | Total |
|--|-----------------|-----------------|-----------------|-----------------|-----------------|-----------------|-----------------|-----------------|-----------------|-----------------|-----------------|-----------------|------------------|
| Mackinac County | | | | | | | | | | | | | |
| Transfer Station | 121.36 | 130.45 | 141.30 | 210.87 | 333.25 | 291.80 | 285.08 | 254.02 | 274.72 | 281.87 | | | 2,288.68 |
| Commercial - Industrial | 239.33 | 333.87 | 370.24 | 250.64 | 274.75 | 268.29 | 230.03 | 292.64 | 332.84 | 273.85 | | | 2,916.48 |
| Construction - Demolition | 0.00 | 0.00 | 16.24 | 36.89 | 7.78 | 23.01 | 14.58 | 237.78 | 10.23 | 1.73 | | | 348.32 |
| Farm Residential | 5.40 | 4.74 | 33.40 | 3.60 | 27.38 | 33.40 | 30.71 | 14.92 | 15.00 | 9.55 | | | 118.57 |
| Total Mackinac County | 386.09 | 489.06 | 531.46 | 502.90 | 643.15 | 606.50 | 592.20 | 789.35 | 632.78 | 537.00 | 0.00 | 0.00 | 5,859.97 |
| Town of High Level | | | | | | | | | | | | | |
| Residential | 89.29 | 50.08 | 64.00 | 75.04 | 228.18 | 147.58 | 159.96 | 113.81 | 65.27 | 108.97 | | | 1,122.45 |
| Commercial - Industrial | 248.72 | 253.97 | 270.80 | 269.92 | 448.75 | 303.65 | 282.11 | 304.30 | 312.24 | 336.10 | | | 3,056.16 |
| Construction - Demolition | 2.85 | 0.71 | 11.52 | 7.88 | 155.11 | 23.03 | 33.22 | 43.75 | 22.69 | 543.17 | | | 540.48 |
| Total High Level | 320.86 | 324.82 | 346.32 | 352.23 | 832.04 | 507.24 | 455.29 | 461.85 | 430.20 | 988.24 | 0.00 | 0.00 | 5,019.09 |
| Town of Rainbow Lake | | | | | | | | | | | | | |
| Residential | 24.42 | 23.04 | 30.86 | 23.50 | 35.36 | 38.40 | 33.91 | 24.88 | 29.57 | 34.28 | | | 301.31 |
| Commercial - Industrial | 89.63 | 56.46 | 53.54 | 58.11 | 73.12 | 137.83 | 80.21 | 69.16 | 77.20 | 506.03 | | | 1,283.29 |
| Construction - Demolition | 0.00 | 0.00 | 0.00 | 0.00 | 0.00 | 0.00 | 0.00 | 0.00 | 0.00 | 0.00 | | | 0.00 |
| Total Rainbow Lake | 94.08 | 79.50 | 87.40 | 81.68 | 110.51 | 176.23 | 114.12 | 94.04 | 106.77 | 640.29 | 0.00 | 0.00 | 1,584.60 |
| Dens The First Nations | | | | | | | | | | | | | |
| Residential | 11.80 | 15.79 | 12.49 | 15.97 | 22.13 | 17.25 | 16.32 | 18.97 | 13.58 | 24.38 | | | 174.80 |
| Transfer Station | 36.11 | 52.91 | 42.08 | 34.01 | 74.99 | 44.56 | 51.16 | 43.05 | 39.00 | 43.15 | | | 461.02 |
| Construction - Demolition | 8.29 | 6.33 | 4.65 | 9.70 | 24.55 | 10.01 | 20.58 | 13.59 | 29.29 | 14.30 | | | 140.25 |
| Total Dens TNA | 66.20 | 75.03 | 59.22 | 69.68 | 121.67 | 71.82 | 88.06 | 75.87 | 85.88 | 81.84 | 0.00 | 0.00 | 776.07 |
| Paddle Prairie Waste Settlement | | | | | | | | | | | | | |
| Transfer Station | 17.41 | 17.24 | 21.21 | 19.09 | 36.78 | 26.87 | 33.25 | 41.28 | 46.26 | 32.47 | | | 285.13 |
| Total Paddle Prairie | 17.41 | 17.24 | 21.21 | 19.09 | 36.78 | 26.87 | 33.25 | 41.28 | 46.26 | 32.47 | 0.00 | 0.00 | 285.13 |
| Others | | | | | | | | | | | | | |
| Non-members | 0.00 | 0.00 | 9.71 | 0.00 | 0.00 | 0.00 | 0.00 | 0.00 | 0.00 | 0.00 | | | 9.71 |
| Total Others | 0.00 | 0.00 | 9.71 | 0.00 | 0.00 | 0.00 | 0.00 | 0.00 | 0.00 | 0.00 | | | 9.71 |
| Total Waste Deposited in PR | 884.94 | 865.85 | 1,056.32 | 1,014.92 | 1,747.16 | 1,386.56 | 1,272.92 | 1,472.11 | 1,302.00 | 2,275.84 | 0.00 | 0.00 | 13,363.51 |
| Products to Designated Area | | | | | | | | | | | | | |
| E-waste, electronics | 0.61 | 0.35 | 0.77 | 0.94 | 1.81 | 0.18 | 1.36 | 3.72 | 0.83 | 2.63 | | | 13.31 |
| Liquid Sump | 14.63 | 12.78 | 10.02 | 18.83 | 2.52 | 11.49 | 4.21 | 13.84 | 2.00 | 19.81 | | | 110.71 |
| Wooden Burnable | 2.52 | 2.00 | 4.69 | 4.17 | 24.84 | 18.00 | 16.74 | 10.63 | 6.19 | 38.24 | | | 128.81 |
| Pesticide Containers | 0.00 | 0.00 | 0.00 | 0.00 | 0.00 | 0.22 | 0.00 | 0.43 | 0.50 | 0.00 | | | 4.17 |
| Batteries | 1.32 | 0.07 | 1.09 | 0.26 | 3.00 | 0.00 | 1.46 | 3.69 | 0.16 | 3.75 | | | 14.78 |
| Tires | 1.24 | 0.00 | 3.51 | 3.33 | 3.22 | 3.36 | 8.19 | 6.84 | 4.06 | 5.32 | | | 39.07 |
| White Goods/assorted metals | 2.11 | 1.15 | 2.01 | 7.07 | 19.88 | 4.78 | 7.00 | 9.83 | 5.67 | 4.06 | | | 63.57 |
| Household Hazardous Waste | 0.00 | 0.00 | 0.00 | 0.00 | 0.00 | 0.03 | 0.01 | 0.00 | 0.00 | 0.00 | | | 0.04 |
| Compost | 0.00 | 0.00 | 0.00 | 0.00 | 0.00 | 0.00 | 0.00 | 0.00 | 0.00 | 2.43 | | | 2.43 |
| Oil Filter/Oil Containers | 0.06 | 0.00 | 0.00 | 0.01 | 0.27 | 0.21 | 0.69 | 0.17 | 0.05 | 0.54 | | | 1.31 |
| Asbestos | 0.08 | 0.00 | 0.00 | 0.00 | 0.00 | 0.00 | 0.00 | 0.69 | 0.00 | 0.00 | | | 0.69 |
| Animals/hallus responsible for | 0.00 | 0.00 | 0.00 | 0.00 | 0.01 | 0.00 | 0.04 | 0.00 | 0.15 | 0.02 | | | 0.27 |
| Total to Designated Areas | 22.39 | 15.66 | 22.08 | 34.64 | 55.06 | 38.22 | 39.01 | 69.15 | 20.21 | 78.86 | 0.00 | 0.00 | 376.17 |
| Products Diverted for Recycle | 5.24 | 1.77 | 7.38 | 11.61 | 8.46 | 18.01 | 18.01 | 24.24 | 10.77 | 19.79 | 0.00 | 0.00 | 134.48 |
| 2008 Monthly Total by Weight | 977.33 | 982.24 | 1,077.40 | 1,048.83 | 1,802.21 | 1,427.86 | 1,311.93 | 1,522.36 | 1,322.21 | 2,346.70 | 0.00 | 0.00 | 13,779.68 |
| 2007 Monthly Total by Weight | 1,030.12 | 978.76 | 1,136.46 | 1,507.86 | 1,748.95 | 1,434.49 | 1,470.43 | 1,568.82 | 1,548.22 | 1,648.26 | 1,340.10 | 853.97 | 16,143.90 |
| 2006 Monthly Total by Weight | 1,144.29 | 1,121.67 | 1,523.96 | 1,378.77 | 1,656.67 | 1,761.26 | 1,481.43 | 1,735.93 | 2,109.09 | 1,685.09 | 1,018.07 | 1,342.66 | 17,828.88 |
| Soil with Hydrocarbons | 0.00 | 0.00 | 0.00 | 0.00 | 0.00 | 1873.24 | 761.20 | 174.70 | 27.82 | 48.28 | 0.00 | 0.00 | 2,870.04 |
| DIRT | 0 | 0 | 0 | 8.11 | 165.00 | 476.54 | 53.86 | 71.03 | 344.24 | 939.44 | 0.00 | 0.00 | 2,156.67 |

MACKENZIE REGIONAL WASTE MANAGEMENT COMMISSION
REQUEST FOR DECISION

Issue:
Financial Report

Recommendation:

Adoption of the Financial Report.

Comments:

Date: November 29, 2008

Submitted By: Pat Sliworsky, Manager

Reviewed By:

Mackenzie Regional Waste Management Commission
Balance Sheet
October 31, 2008

| ASSETS | | |
|--------------------------------------|----------------|---------------------|
| Current Assets | | |
| Chequing Account | 138,953.99 | |
| Petty Cash | 100.00 | |
| Undeposited Funds | 0.00 | |
| Safety Program Funds | 641.37 | |
| Total Cash | | 139,695.36 |
| Accounts Receivable | 148,223.47 | |
| Accounts Receivable - Other | 0.00 | |
| Allowance For Doubtful Accounts | (850.00) | |
| GST Rebate | 4,175.69 | |
| Accrued Return on Investments | 0.00 | |
| Security Deposits | 0.00 | |
| Total Receivables | | 151,549.16 |
| Prepaid Insurance | | 1,326.24 |
| Prepaid Land Lease | | 523.89 |
| Prepaid Membership Fees | | 96.65 |
| Prepaid Conference Fees | | 0.00 |
| Prepaid Legal Fees | | 22.50 |
| Prepaid Telephone | | 94.70 |
| Prepaid Advertising | | 21.00 |
| Prepaid Rental Fees | | 288.33 |
| Short Term Investments | | 400,000.00 |
| Total Current Assets | | 693,617.83 |
| Long Term Investments | | |
| Term Deposit Investments | | 494,830.78 |
| Total Long Term Investments | | 494,830.78 |
| Capital Assets | | |
| Building Assets | 259,405.49 | |
| Accumulated Amortization | (128,815.38) | |
| Net - Building Assets | | 130,590.11 |
| Engineering Structures | 2,236,671.28 | |
| Accumulated Amortization | (1,461,257.48) | |
| Net - Engineering Structures | | 775,413.80 |
| Furniture and Equipment | 73,619.96 | |
| Accumulated Amortization | (52,792.53) | |
| Net - Furniture and Equipment | | 20,827.43 |
| Machinery and Equipment | 594,329.76 | |
| Accumulated Amortization | (56,531.74) | |
| Net - Machinery and Equipment | | 537,798.02 |
| Total Capital Assets | | 1,464,629.36 |
| TOTAL ASSETS | | 2,653,077.97 |
| LIABILITIES | | |
| Current Liabilities | | |
| Accounts Payable | | 10,157.20 |
| Accounts Payable - Other | | 279.31 |
| Credit Card Payable | | 2,198.12 |
| Staledated Cheques | | (53.50) |

| | | |
|-------------------------------------|------------|---------------------|
| Current Portion of Long Term Debt | | 15,684.98 |
| Accrued Interest on Long Term Debt | | 0.00 |
| Accrued Audit Fees | | 0.00 |
| Accrued Bin Rental | | 0.00 |
| Accrued Equipment Repair Expense | | 0.00 |
| Accrued Surface Water Testing | | 0.00 |
| Accrued Payroll | | 3,246.63 |
| Accrued Utilities | | 100.28 |
| EI Payable | 0.00 | |
| CPP Payable | 0.00 | |
| Income Tax Payable | 0.00 | |
| Total Receiver General | | 0.00 |
| AD&D | 0.00 | |
| Dependent Life | 0.00 | |
| Dental | 0.00 | |
| Extended Health | 0.01 | |
| Group Life | 0.00 | |
| Long Term Disability | 0.00 | |
| Short Term Disability | 0.00 | |
| Total Premiums Payable | | 0.01 |
| LAPP (ER) Payable | 0.00 | |
| LAPP (EE) Payable | 0.00 | |
| Total Pension Payable | | 0.00 |
| Workers Compensation Payable | | 0.00 |
| Vacation Pay Payable | | 0.00 |
| GST Charged on Sales | 5,691.34 | |
| GST Paid on Purchases | (1,018.96) | |
| GST Adjustments | 0.00 | |
| ITC Adjustments | 0.00 | |
| GST Owing | | 4,672.38 |
| Total Current Liabilities | | 36,285.41 |
| Long Term Liabilities | | |
| Debenture Payable | | 350,975.00 |
| Deferred Contributions - Cap. Asset | | 63,008.19 |
| Landfill Reclamation | | 1,690,117.64 |
| Total Long Term Liabilities | | 2,104,100.83 |
| TOTAL LIABILITIES | | 2,140,386.24 |
| EQUITY | | |
| Equity | | |
| Equity in Capital Assets | | 697,369.76 |
| General Landfill Reserve | | 230,909.12 |
| Total Equity | | 928,278.88 |
| Retained Earnings | | |
| Retained Earnings - Previous Year | | (482,591.96) |
| Current Earnings | | 67,004.81 |
| Total Retained Earnings | | (415,587.15) |
| TOTAL EQUITY | | 512,691.73 |
| LIABILITIES AND EQUITY | | 2,653,077.97 |

**Mackenzie Regional Waste Management Commission
Income Statement
For The Ten Months Ended October 31, 2008**

| REVENUE | ACTUAL | ACTUAL | BUDGET | BUDGET |
|------------------------------------|------------|-------------------|------------|-------------------|
| Tipping Fees | | | | |
| County Transfer Stations | 112,407.51 | | 135,983.00 | |
| County Commercial/Industrial | 144,920.45 | | 218,398.00 | |
| County Construction/Demolition | 17,328.84 | | 5,092.00 | |
| County Farm Residential | 6,914.11 | | 8,315.00 | |
| Total County Revenue | | 281,570.91 | | 367,788.00 |
| High Level Residential | 62,185.01 | | 72,434.00 | |
| High Level Commercial/Industrial | 155,995.22 | | 200,581.00 | |
| High Level Construction/Demolition | 40,508.73 | | 11,164.00 | |
| Total High Level Revenue | | 258,688.96 | | 284,179.00 |
| Rainbow Lake Residential | 15,040.13 | | 17,666.00 | |
| Rainbow Lake Commercial/Industrial | 63,341.92 | | 43,467.00 | |
| Total Rainbow Lake Revenue | | 78,382.05 | | 61,133.00 |
| Dene Tha Residential | 21,645.60 | | 23,028.33 | |
| Dene Tha Commercial/Industrial | 221.25 | | 0.00 | |
| Dene Tha Construction/Demolition | 17,536.35 | | 32,768.33 | |
| Dene Tha Transfer Station | 58,144.25 | | 79,526.67 | |
| Total Dene Tha Revenue | | 97,547.45 | | 135,323.33 |
| Paddle Prairie Transfer Station | | 36,940.76 | | 38,501.67 |
| Non Members | | 1,213.75 | | 15,000.00 |
| Contaminated Soil | | 21,809.76 | | 17,373.00 |
| Total Tipping Fees | | 776,153.64 | | 919,298.00 |
| Other Revenue | | | | |
| Return on Long-term Investments | | 6,952.30 | | 15,000.00 |
| Interest Earned | | 12,268.08 | | 0.00 |
| Extra Work Charges | | 4,369.00 | | 1,000.00 |
| Batteries | | 1,078.00 | | 0.00 |
| Expense Reimbursements | | 2,204.28 | | 0.00 |
| WCB Dividends | | 1,176.37 | | 0.00 |
| Provincial Grant | | 6,208.56 | | 0.00 |
| E-Waste | | 738.45 | | |
| Paint / HH Waste Recycling | | 2,051.00 | | |
| Metal Recycling | | 100.00 | | |
| Total Other Revenue | | 37,146.04 | | 16,000.00 |
| TOTAL REVENUE | | 813,299.68 | | 935,298.00 |
| EXPENSE | | | | |
| Operating Expenses | | | | |
| Accounting Fees | | 75.00 | | 0.00 |
| Advertising | | 2,901.59 | | 3,000.00 |
| Administration & Service Fees | | 91.11 | | 0.00 |
| Auditing Fees | | 17,458.65 | | 12,500.00 |
| Finning Maintenance/Labour | 15,857.75 | | 5,000.00 | |
| Flat Repairs | 546.72 | | 350.00 | |
| Oil Sampling | 0.00 | | 40.00 | |
| Steam Cleaning /Vehicle Wash | 1,500.96 | | 1,987.50 | |
| Vehicle Oil Changes | 532.99 | | 300.00 | |
| Welding Maintenance | 1,893.78 | | 15,000.00 | |
| Parts and Materials | 11,005.51 | | 5,664.00 | |

| | ACTUAL | ACTUAL | BUDGET | BUDGET |
|---|-----------|-------------------|-----------|-------------------|
| Other Labour | 1,659.00 | | 0.00 | |
| Total Equip/Vehicle Maint & Repair | | 32,996.71 | | 28,341.50 |
| Deisel (Dyed) | 31,207.31 | | 35,033.60 | |
| Gas | 4,094.87 | | 3,772.80 | |
| Oil, Grease & Anti-freeze | 3,241.54 | | 3,500.00 | |
| Total Fuel/Gas & Oil | | 38,543.72 | | 42,308.40 |
| Building & Content Insurance | 450.20 | | 650.75 | |
| Equipment Insurance | 360.52 | | 350.00 | |
| Vehicle Insurance | 146.00 | | 250.00 | |
| General Liability Insurance | 973.00 | | 0.00 | |
| Total Insurance | | 1,929.72 | | 1,250.75 |
| Contributed to Landfill Closure | | 86,438.10 | | 103,725.77 |
| Dry Cleaning | | 235.25 | | 0.00 |
| Land Lease Agreement | | 174.61 | | 750.00 |
| Legal Fees | | 112.50 | | 3,000.00 |
| Membership / Conf. Fees | | 2,843.35 | | 0.00 |
| Postage & Freight | | 3,169.06 | | 840.00 |
| Rental Fees | | 341.15 | | 200.00 |
| Subscriptions & Publications | | 0.00 | | 300.00 |
| Survey for Annual Report | | 6,174.93 | | 6,000.00 |
| Coffee/Drinking Water Supplies | 861.26 | | 1,000.00 | |
| Janitorial Supplies | 783.56 | | 500.00 | |
| Office Supplies | 4,800.62 | | 2,500.00 | |
| Shop Supplies | 3,620.56 | | 1,200.00 | |
| Total Supplies | | 9,866.00 | | 5,200.00 |
| Telephone & Communications | | 5,145.55 | | 2,520.00 |
| Tools Expense | | 652.60 | | 0.00 |
| Training and Education | | 1,426.00 | | 2,000.00 |
| Travel & Subsistance | | 10,377.84 | | 11,327.40 |
| Electrical | 2,333.16 | | 3,840.00 | |
| Heat | 9,812.49 | | 5,200.00 | |
| Water Tank Fills | 1,260.25 | | 1,440.00 | |
| Total Utilities | | 13,205.90 | | 10,480.00 |
| Vehicle Lease | | 4,210.20 | | 5,052.24 |
| Total Operating Expenses | | 238,369.54 | | 238,794.06 |
| Payroll Expenses | | | | |
| Wages and Salaries | | 231,097.84 | | 275,499.76 |
| Commission Members Per Diem | | 7,875.00 | | 8,550.00 |
| EI Expense | 5,012.42 | | 7,665.13 | |
| CPP Expense | 9,749.29 | | 16,517.67 | |
| WCB Expense | 739.02 | | 4,270.25 | |
| Employee Benefits | 14,989.96 | | 14,648.70 | |
| Pension Expense | 14,988.77 | | 17,508.20 | |
| Alberta Health Care | 3,872.00 | | 0.00 | |
| Vacation Pay Expense | 547.56 | | 0.00 | |
| Total Employer Contributions | | 49,899.02 | | 60,609.95 |
| Total Payroll Expenses | | 288,871.86 | | 344,659.71 |
| Site Maintenance and Repair | | | | |
| Building Repair | | 6,421.75 | | 2,900.00 |
| Ground Water | | 6,624.00 | | 7,700.00 |
| Leachate | | 16,234.59 | | 20,800.00 |
| Landfill Contract | | (10,000.00) | | 0.00 |
| Bin Rental | | 3,600.00 | | 3,600.00 |

| | ACTUAL | ACTUAL | BUDGET | BUDGET |
|---|--------|-------------------|--------|-------------------|
| Recycling Expenses | | 13,859.00 | | 13,800.00 |
| Roads | | 9,624.06 | | 8,070.40 |
| Surface Water | | 246.00 | | 500.00 |
| Site Clean up | | 2,050.00 | | 3,000.00 |
| New Signs at the Landfill Entrance | | 845.00 | | 1,400.00 |
| Total Site Maintenance and Repair | | 49,504.40 | | 61,770.40 |
| Other Expenses | | | | |
| Amortization/Depreciation | | 158,486.76 | | 0.00 |
| Bank & Collection Charges | | 97.62 | | 0.00 |
| Bank Reconciliation Adjustments | | 0.01 | | 0.00 |
| Interest Expense | | 7,960.68 | | 0.00 |
| Uncollectible Accounts | | 0.00 | | 1,000.00 |
| Waste Hauling Study | | 0.00 | | 20,000.00 |
| Promotion | | 55.00 | | 0.00 |
| Safety Awards | | 535.00 | | |
| Cleanup Rural Dump Sites | | 0.00 | | 20,000.00 |
| Soil Testing (Hydrocarbons) | | 2,414.00 | | 0.00 |
| Total Other Expenses | | 169,549.07 | | 41,000.00 |
| TOTAL EXPENSE | | 746,294.87 | | 686,224.17 |
| NET INCOME | | 67,004.81 | | 249,073.83 |
| | | | | |
| | | | | |
| | | | | |
| Capital Expenditures | | | | |
| Electric Perimeter Fence | | 0.00 | | 30,000.00 |
| Track Loader / Backhoe | | 0.00 | | 19,908.00 |
| 816-F2 Compactor (over 10 years) | | 23,920.70 | | 48,535.00 |
| Fuel Tank for Office | | 0.00 | | 3,000.00 |
| Surface Water Improvements | | 0.00 | | 342,000.00 |
| Purchase Compactor | | 384,201.00 | | 381,548.00 |
| Office Expansion | | 62,666.49 | | 20,000.00 |
| Litter Fences | | 15,769.00 | | 15,692.00 |
| Waste Hauling Study | | 0.00 | | 20,000.00 |
| Master Plan Review (due in 2010) | | 0.00 | | 3,000.00 |
| Future Excavation of Cell 5 (over 10 yrs) | | 0.00 | | 30,000.00 |
| Office Furniture | | 1,295.76 | | 0.00 |
| Reclaim Monitoring Well/Cover | | 9,000.00 | | 15,500.00 |
| Heat Blankets for Propane Tanks | | 1,600.00 | | |
| Total Capital Expenditures | | 498,452.95 | | 929,183.00 |

MACKENZIE REGIONAL WASTE MANAGEMENT COMMISSION
REQUEST FOR DECISION

Issue:
Minutes of October 25, 2008

Recommendation:

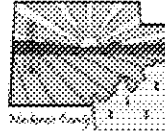
Adoption of the minutes.

Comments:

Date: November 29, 2008

Submitted By: Pat Sliworsky, Manager

Reviewed By:



Mackenzie Regional Waste Management Commission

Regular Board Meeting
Town of High Level
Meeting Room #150 at 10:00 a.m.
October 25, 2008

MINUTES

| | | |
|---------------|--|--|
| In Attendance | Stuart Watson Jerry Chomiak Peter Braun Carrie Demkiw Kelly Drover Rose Cretney John Klassen | Chair, Mackenzie County Vice Chair, Town of High Level Mackenzie County Town of High Level Town of Rainbow Lake Town of Rainbow Lake Director of Environmental Services, Mackenzie County |
|---------------|--|--|

| | | |
|--------|--------------------------------|---|
| Staff: | Pat Sliworsky Kathy Bancarz | Manager Administrative/Financial Assistant |
|--------|--------------------------------|---|

Regrets:

1. CALL TO ORDER

Stuart Watson called the meeting to order at 10:02 a.m.

1.1 Election of Chairman and Vice Chairman Tabled to the next meeting.

1.2 Per Diems Review Tabled to the next meeting.

2. ADDITIONS TO OR DELETIONS FROM THE AGENDA

Addition 8.4: 963 Engine

3. ADOPTION OF AGENDA

Resolution #57-08

Moved by Jerry Chomiak
THAT the agenda for the October 25, 2008 board meeting be adopted as amended.

CARRIED

4. DELEGATIONS

4.1 Haul-All William Pashko gave a power point presentation on the Transtor Transfer Station Bin System.

Resolution #58-08

Moved by Carrie Demkiw
THAT the presentation by William Pashko be accepted for information.

CARRIED

4.2 Emroc Drywall

Not in attendance.

Resolution #59-08

Moved by Jerry Chomiak
THAT the Board go in-camera at 11:00 a.m.

CARRIED

Resolution #60-08

Moved by Peter Braun
THAT the Board come out of camera at 11:43 a.m.

CARRIED

Resolution #61-08

Moved by Kelly Drover
THAT the Board direct Administration to contact KPMG to itemize the extra expenses incurred and to deduct those extra expenses which relate to the 2007 financial statements, from the Town of High Level invoice. Instruct Administration to pay the balance of the invoice with interest and construct a letter explaining the difference.

In favour: 5 Opposed: 1

CARRIED

Board Member Rose Cretney asked to be excused from the remainder of the meeting due to prior commitments. Time: 11:47 a.m.

The meeting recessed at 11:48 a.m.

The meeting reconvened at 12:28 p.m.

5. REPORTS**5.1 Managers Report**

Manager Pat Sliworsky presented his report with following additions:

- Bottle Depots will begin to accept milk jugs and cartons on June 1, 2009.
- An update was given regarding the land purchase. Some concern was discussed regarding the possible timber salvage charges and the land use framework stall mode.
- Manager Pat Sliworsky will forward the RCA presentation

Page 2 of 5

to all Board Members.

Resolution #62-08

Moved by Jerry Chomiak
THAT the Manager's Report be accepted for information.

CARRIED

**5.2 Financial Report as of
September 30, 2008**

Resolution #63-08

Moved by Carrie Demkiw
THAT the Financial Report be accepted for information.

CARRIED

There was a discussion regarding the need to appoint an auditor for 2008.

Resolution #64-08

Moved by Peter Braun
THAT Administration send out RFP's for audit services for a three year term.

CARRIED

6. ADOPTION OF MINUTES

**6.1 Regular Meeting of
September 6, 2008**

Resolution #65-08

Moved by Jerry Chomiak
THAT the minutes of the September 6, 2008 Mackenzie Regional Waste Management Commission meeting be adopted as presented.

CARRIED

7. BUSINESS ARISING FROM THE MINUTES

**7.1 Policy 26-05
Appointment of the
Secretary – Treasurer**

Resolution #66-08

Moved by Jerry Chomiak
THAT the Commission rescind the Appointment of the Secretary-Treasurer 26-05 policy.

CARRIED

**7.2 Policy 24-05
Reserve and Trust
Fund Accounts**

Resolution #67-08

Moved by Peter Braun
THAT the Commission replace the title "Secretary-Treasurer" to "Administrative/Financial Assistant" in any policy that contains Secretary-Treasurer.

CARRIED

8. NEW BUSINESS

8.1 Budget 2009

The 2009 Budget was reviewed and discussed. A question was raised regarding the General Landfill Reserve and Administration

Mackenzie Regional Waste Management Commission
Minutes of October 25, 2008

will follow up at the next meeting. The Board requested that the following adjustments to be made to the budget:

- Add \$30,000.00 to the Waste Hauling Study
- Remove \$300.00 Jack rental costs
- Add \$500.00 for new signs at the landfill

Resolution #68-08

Moved by Kelly Drover

THAT the 2009 budget be adopted as amended.

CARRIED

8.2 Haul-All

There was no further discussion.

8.3 Emroc Drywall

Resolution #69-08

Moved by Peter Braun

THAT the Commission continue to pursue payment from Emroc Drywall for waste delivered to the Mackenzie Regional Landfill on March 15th, 2008.

CARRIED

8.4 963 Engine

The motor on the 963 Track Loader is being replaced and there was discussion on what to do with the old engine.

Resolution #70-08

Moved by Peter Braun

THAT Administration check into a core credit refund as well as obtain an oil sample for analysis.

CARRIED

9. CORRESPONDENCE

There were none.

10. NOTICE OF MOTION

There were none.

11. NEXT MEETING DATE

The next meeting will be held November 29, 2008 at 10:00 a.m. at Stardust Motor Inn, Olivier Room.

12. IN-CAMERA ITEMS

Resolution #71-08

Moved by Carrie Demkiw

THAT the Board go in-camera at 2:31 p.m.

CARRIED

Resolution #72-08

Moved by Peter Braun

THAT the Board come out of camera at 2:50 p.m.

CARRIED

Resolution #73-08

Moved by Kelly Drover

THAT the Manager's current salary be increased by 10% as of November 1st, 2008, based on successful evaluation.

CARRIED

13. ADJOURNMENT

Resolution #74-08

Moved by Jerry Chomiak

THAT the meeting be adjourned at 2:54 p.m.

CARRIED

Chairman

Manager

ALBERTA REGULATION 264/2003
Municipal Government Act
MACKENZIE REGIONAL WASTE
MANAGEMENT COMMISSION REGULATION

Services

3 The Commission is authorized to provide solid waste management services.

Mackenzie Regional Waste Management Commission

BYLAW NO. 01-04

Duties of the Board

6.1 The Board shall ensure that each member municipality receives waste management services from the commission at the same rate.

Mackenzie Regional Waste Management Commission
Mackenzie Regional Landfill
2005 Master Plan Update
 Prepared by:
UMA Engineering Ltd.

1.2 Service Area

The Mackenzie Regional Waste Management Commission (Commission) was formed by the member municipalities for the purpose of overseeing the development and operation of the regional waste management facility. The member municipalities include:

- Town of High Level
- Town of Rainbow Lake
- Municipal District of Mackenzie No. 23

In addition to providing disposal services to the member municipalities, the landfill also receives wastes from The DeneTha First Nation, Paddle Prairie Métis Settlement, local industries and surrounding oil field operations.

Taken out of the WASTE NOT-Alberta's Approach to Waste Management-Facts about waste in Alberta

MUNICIPALITIES

The Government of Alberta is responsible for provincial waste standards and guidelines, but Alberta's municipalities manage the "on-the-ground" operations of municipal and regional landfills, and community waste diversion efforts. Waste programs vary across Alberta, with municipalities developing management strategies that work best for their particular circumstances and location.

My Question to Municipal Affairs

In our "Municipal Government Act for the Mackenzie Regional Waste Management Commission Regulation", it states under Services "The Commission is authorized to provide solid waste management services."

What are the services to include?

- 1) Waste diversion and waste disposal, or
- 2) Waste collection, transportation, diversion and disposal.

Municipal Services Branch of Municipal Affairs Answer

The Regulation that makes the Mackenzie Regional Waste Management Commission states that the Commission is authorized to provide solid waste management services. The services included in "management services" would be all those services the Commission deems necessary to successfully maintain the Commission.

My Question to other Northern Authorities or Commissions

The Mackenzie Regional Waste Management Commission would like to know what each Commission or Authority is presently doing in regards to services provided.

What do your services include in regards to:

- 1) Which facilities does your Commission or Authority operate?
- 2) Which of the following services does your Commission or Authority provide regarding: waste collection, transportation, diversion and disposal?

Answers

Rosieridge Waste Management Services Commission owns and operates a Class II Landfill. At the landfill site we focus on recycling and disposal only.

Beaver River Regional Waste Management Commission

We are still not in operation however hope to be in January 2009. Anyway to answer your questions when we will be in operation:

- 1) We will be operating two tipping floor transfer stations, one in Bonnyville and one in Cold Lake. We will also be operating 5 rural transfer stations using the Haul All Transtor system. We will be responsible for only operating the transfer stations for MSW and the municipalities they are located in will be responsible for operating the Class III landfills at those sites.
- 2) Our Commission will provide waste diversion and waste transportation only. Waste disposal will be at another waste commission site.

M.D.of Big Lakes

1. The Authority operates 6 transfer sites and 1 regional landfill
2. The work is all contracted out privately. We offer recycling/diversion and disposal.

In reply to your email, the North Peace Regional Landfill Commission operates the North Peace Regional Landfill and provides waste diversion and disposal and we also provide transportation and disposal service for four transfer stations located in the Clear Hills County.

My Question to Drumheller & District Solid Waste Management Association and Rocky Mountain House Regional Waste Authority (who transport waste from their Transfer Stations)

- 1) Who pays for the transportation of the waste hauled from the Transfer Stations?
Is it each municipality or is it a combination of both?
- 2) Does each municipality pay for each truck load per km or per tonne?

Drumheller and Rocky Mountain House

- 1) The municipalities that have the Transfer Stations in their areas.
- 2) The cost is based on km and then works out on a per capita for each municipality.

**MACKENZIE REGIONAL WASTE MANAGEMENT COMMISSION
REQUEST FOR DECISION**

Item # 7.1

Issue:

Charges to High Level Friendship Society for waste totaling \$9,312.52 including GST.

Recommendation:

THAT the Commission continue to pursue payment from High Level Friendship Society for waste delivered to the Mackenzie Regional Landfill during November 2008.

Manager Comments:

A contractor was hauling loads of demolition from the burnt building known as the High Level Friendship Centre. Because this load was mixed it was placed in our Construction Pit and charged out at \$49.25/Tonne. As any fire in any building, insurance covers the cost of clean up, which includes disposal fees at the Landfill.

Date: November 29, 2008

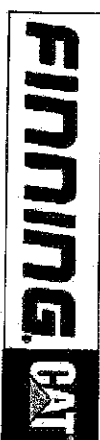
Submitted By: Pat Sliworsky, Manager

Reviewed By:

MACKENZIE REGIONAL WASTE MAN

PAT
BOX 235
HIGH LEVEL, AB TDH 420
 FAX: 780-841-0152
 PHONE: 780-826-2368

COMPANY NAME: MACKENZIE REGIONAL WASTE M. SAMPLE LABEL NUM: 2710433
 CUSTOMER EQUIP NUM: 20S02470
 COMPARTMENT NAME: ENGINE
 SERIAL NUMBER: 20S02470
 MANUFACTURER: CATERPILLAR
 MODEL: 963C
 FOR SITE: WARRANTY NUMBER: FLUID BRAND/WEIGHT: CATERPILLAR/30
 EXT. WARR. NUMBER: FLUID TYPE: **FLUID CHANGED**



Fluid Analysis Laboratory
 15810 - 114 Avenue
 Edmonton, AB T5M 2Z4
 780-443-7240
 www.sos.fluiding.ca

| LAB CONTROL NUMBER | SAMPLE DATE | PROCESS DATE | EQUIPMENT METER | COMPART METER | METER ON FLUID | FLUID CHANGED |
|---------------------|---|--------------|-----------------|---------------|----------------|---------------|
| N030-38312-0048 | 1/15/08 | 1/17/08 | 10090 HR | HR | 367 HR | No |
| Monitor Compartment | ELEVATED LEAD SOURCED PRIMARILY TO MAIN/ROD BEARING OVERLAY WEAR &/OR NON-MECHANICAL SOURCES. OTHER ANALYSIS READINGS APPEAR TO BE ACCEPTABLE. RESAMPLE AT THE NEXT SERVICE INTERVAL. PLEASE CONFIRM OIL HOURS. OIL HOURS CAN AFFECT SAMPLE INTERPRETATION. | | | | | |

| LAB CONTROL NUMBER | SAMPLE DATE | PROCESS DATE | EQUIPMENT METER | COMPART METER | METER ON FLUID | FLUID CHANGED |
|---------------------|--|--------------|-----------------|---------------|----------------|---------------|
| N030-38310-0039 | 10/28/08 | 1/15/08 | 10090 HR | HR | 367 HR | No |
| Monitor Compartment | IRON LEVEL APPEARS HIGH. OTHER ANALYSIS READINGS APPEAR TO BE ACCEPTABLE. OVER EXTENDED OR OMITTED OIL SERVICE MAY CAUSE SIGNIFICANT ACCUMULATION OF METALS & PARTICULARS. RESAMPLE IN 250 HOURS TO MONITOR. | | | | | |
| N030-38077-0581 | 3/17/08 | 3/17/08 | 9513 HR | HR | 1349 HR | Yes |
| Monitor Compartment | NORMAL WEAR METAL READINGS. OTHER READINGS APPEAR NORMAL. RESAMPLE AT THE NEXT SERVICE INTERVAL. | | | | | |

No Action Required

| Wear Metals (ppm) | Fe | Cr | Mn | Si | Al | Pb | Sn | Cu | Na | K | B | Ag | Mo | Mg | Zn | Ca | Ba | P |
|-------------------|----|----|----|----|----|----|----|----|----|---|-----|----|----|-----|------|------|----|------|
| N030-38312-0048 | 5 | 0 | 0 | 2 | 0 | 5 | 0 | 4 | 4 | 0 | 2 | 0 | 1 | 27 | 1001 | 2301 | 0 | 910 |
| N030-38310-0039 | 40 | 0 | 0 | 8 | 0 | 1 | 0 | 0 | 5 | 1 | 0 | 0 | 0 | 6 | 1205 | 3078 | 0 | 1130 |
| N030-38077-0581 | 8 | 0 | 0 | 5 | 3 | 1 | 0 | 2 | 17 | 4 | 455 | 0 | 1 | 279 | 1291 | 2714 | 0 | 1078 |

| Oil Condition / Particle Count (cf/ml) | ST | OXI | NIT | SUL | W | A | F | V100 | V40 |
|--|----|-----|-----|-----|---|---|---|------|-----|
| N030-38312-0048 | 0 | 11 | 4 | 15 | N | N | N | 108 | 617 |
| N030-38310-0039 | 8 | 20 | 11 | 26 | N | N | N | 152 | 562 |
| N030-38077-0581 | 0 | 18 | 10 | 22 | N | N | N | 133 | 963 |

Ag = Silver, Al = Aluminum, B = Boron, Ca = Calcium, Cr = Chromium, Cu = Copper, Fe = Iron, P = Phosphorus, K = Potassium, Mg = Magnesium, Mo = Molybdenum, Na = Sodium, Ni = Nickel, Pb = Lead, Si = Silicon, Sn = Tin, V = Vanadium, Zn = Zinc, A = Anticrease, F = Fuel, W = Water, P = Positive, N = Negative, T = Trace, E = Excesses, NIT = Nitration, OXI = Oxidation, ST = Soot, SUL = Sulfation, ISO = ISO Rating, PQL = Particle Quantifying Index, Nsm = Soot Meter, FUL = Fuel, TAN = Total Acid Number, TBN = Total Base Number, H2O = Karl Fisher result, V100 = Viscosity@100C, V40 = Viscosity@40C
 Notice: This analysis is intended as an aid in predicting mechanical wear. No guarantee, expressed or implied, is made against failure of this piece of equipment or a component thereof.

**MACKENZIE REGIONAL WASTE MANAGEMENT COMMISSION
REQUEST FOR DECISION**

Item # 6.1

Issue:
Appointment of Auditors for a 3 year term

Recommendation:
THAT the Commission appoint Daniel M. Ringrose CA as auditors for the Commission for a 3 year term.

Manager Comments:
After sending out proposals to 6 different companies, 2 responded with proposals and this company was the lowest priced.

Date: November 29, 2008

Submitted By: Pat Sliworsky, Manager

Reviewed By: